

Survey of Current Business

THE 1930s

THE DEPRESSION AND RECOVERY EFFORTS

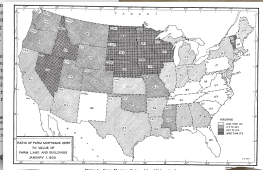
DUST BOWL

Farm real estate values decline 31.4 percent from 1930 to 1935. In 1931, farm product prices drop below 1913 levels. The drought is "the worst in our history" and by 1936 becomes "more widespread and severe."

12 SURVEY OF CURRENT BUSINESS November 1932

Farm Mortgage Credit 1930-37

1932 farm mortgage credit has declined 40 percent from 1929. The volume of farm mortgage credit has declined 40 percent from 1929 to 1932. The volume of farm mortgage credit has declined 40 percent from 1929 to 1932. The volume of farm mortgage credit has declined 40 percent from 1929 to 1932.



13 SURVEY OF CURRENT BUSINESS November 1932

Commodity Prices


Modest daily index of 10 "sensitive" commodities... Modest daily index of 10 "sensitive" commodities... Modest daily index of 10 "sensitive" commodities...



Photo. A destitute tenant farmer. Ben Shahn, U.S. Farm Security Administration (FSA)/Office of War Information Photograph Collection (OWIPC), Library of Congress (LOC), October 1935.

Alcoholic Beverage Industry Reestablished

Alcoholic beverage industry reestablished... Alcoholic beverage industry reestablished... Alcoholic beverage industry reestablished...



PROHIBITION ENDS

Vinous liquors' product value increases 2,437.8 percent from 1931 to 1933. Whisky distilled in 1936 reaches an unprecedented 245.5 million total tax gallons. Five percent of retail-trade employment is at liquor establishments.

Photo. Cowboys in a Texas beer parlor. Russell Lee, FSA/OWIPC, LOC, May 1939.

NEW DEAL

The federal government's Public Works Administration finances work-relief construction projects like highways, sewer systems, electrical grids, and dams. Federal construction is valued at \$2.43 billion in 1938, compared to \$503 million in 1932.



April 1932 SURVEY OF CURRENT BUSINESS 10

The Position of the Construction Industry

Construction activity in the United States... Construction activity in the United States... Construction activity in the United States...

December 1933 SURVEY OF CURRENT BUSINESS 11

Construction Trends in the United States 1937 and 1938

Construction activity in the United States... Construction activity in the United States... Construction activity in the United States...

Photo. Construction workers paint a riveted, steel-plated wall on the Hoover Dam spillway. U.S. Bureau of Reclamation, LOC, 1936.

6 SURVEY OF CURRENT BUSINESS August 1932

Domestic Trade

Wholesale and retail trade... Wholesale and retail trade... Wholesale and retail trade...

16 SURVEY OF CURRENT BUSINESS January 1933


The National Income, 1933

According to preliminary estimates... According to preliminary estimates... According to preliminary estimates...

3 SURVEY OF CURRENT BUSINESS

Business Situation Summarized

Depression continues... Depression continues... Depression continues...



GREAT DEPRESSION

Brokers' loans decline as liquidations continue in 1931. Dollar sales volume for chain stores and mail-order houses reaches a new low in 1932. A year later, national income is still dropping.

Photo. A long line for 5-cent meals. Brown Brothers, FSA/OWIPC, LOC, between 1930 and 1940.

